

Dimmable LED Constant Voltage Power Supply - 200W Series PWM Output

Features

- Output constant voltage
- Universal AC input: 100-130VAC
- Power Factor: up to 0.60
- High efficiency: up to 84%
- Protection:short circuit/over loading/over current/over temperature
- Full protection aluminum housing
- Easy installation
- Cooling by free air convection
- Compatible with Forward & Reverse phase, Triac, ELV Dimmers
- Strong compatibility, flicker-free dimming
- Suitable for LED lighting and moving sign applications and others
- Compliance to worldwide safety regulations for lighting



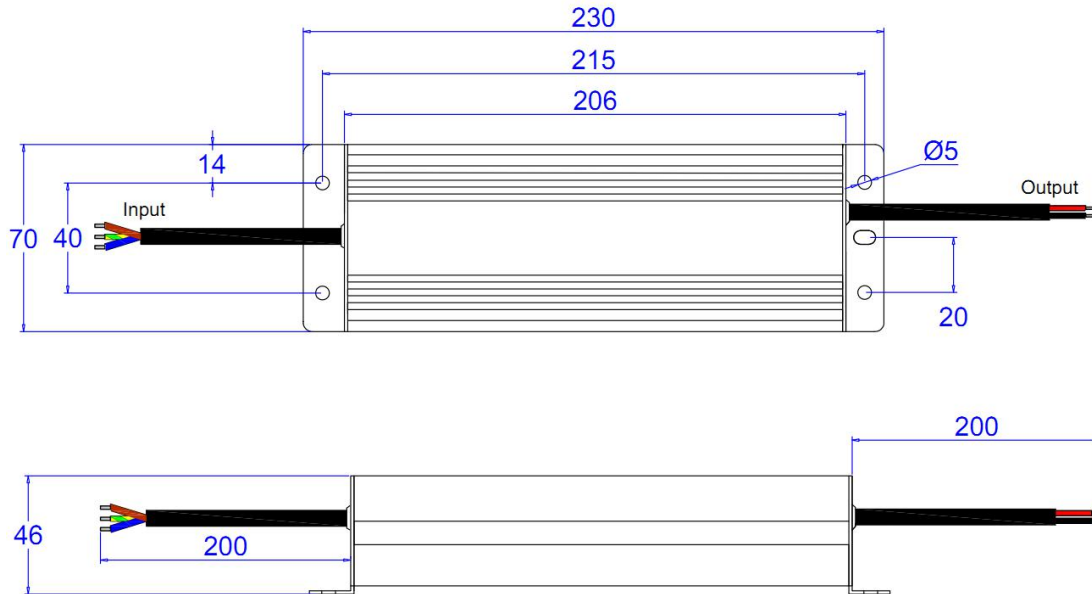
Specification

Part Number		PS-12LPS200-DIM	PS-24LPS200-DIM	PS-36LPS200-DIM	PS-48LPS200-DIM
Certificates		ETL、CETL、FCC	ETL、CETL、FCC	ETL、CETL、FCC	ETL、FCC
Output	DC Voltage	12V	24V	36V	48V
	Voltage Tolerance	±0.5V			
	Rated current	16.67A	8.3A	5.56A	4.17A
	Rated power	200W			
Input	Voltage Range	100~130VAC			
	Frequency Range	50~60HZ			
	Power Factor (Typ.)	PF≥0.60			
	Efficiency (Typ.)	83%	84%	84%	84%
	AC Current (Typ.)	3.65A	3.6A	3.6A	3.6A
	Leakage current	< 0.70mA/110VAC			
Protection	Short Circuit	Hiccup mode, recovers automatically after fault condition is removed			
	Over Current	≤1.4*I out			
	Over Loading	≤120%			
	Over temperature	100°C±10°C (The output voltage will turn off when the temperature is higher than 100°C±10°C, after the temperature drop off ,it will recovery) automatic			
Environment	Working TEMP.	-40~+60°C			
	Working Humidity	20~90%RH, non-condensing			
	Storage TEMP. Humidity	-40~+80°C, 10~95%RH			
	TEMP .coefficient	±0.03%/°C (0~50°C)			
	Vibration	10~500Hz, 2G 10min./1 cycle,period for 60min. each along X,Y,Z axes			
Safety& EMC	Safety standards	UL1012			
	Withstand voltage	I/P-O/P:1500KVAC			
	Isolation resistance	I/P-O/P: 100MΩ/500VDC/25°C/70%RH			
	EMC EMISSION	FCC Part 15 B			
Others	Net. Weight	1.5Kg			
	Size	230*70*46mm (L*W*H)			

Dimmable LED Constant Voltage Power Supply - 200W Series PWM Output

	packing	305*260*210 10PCS/CTN
Notes	1. All parameters if NOT specially mentioned are measured at 110VAC input , rated load and 25°C of ambient temperature. 2. To extend the driver's using life ,please reduce the loading at lower input voltage. 3. Loading should be 5-100%.	

■200W Phase/Triac Dimmable driver Mechanical Specification

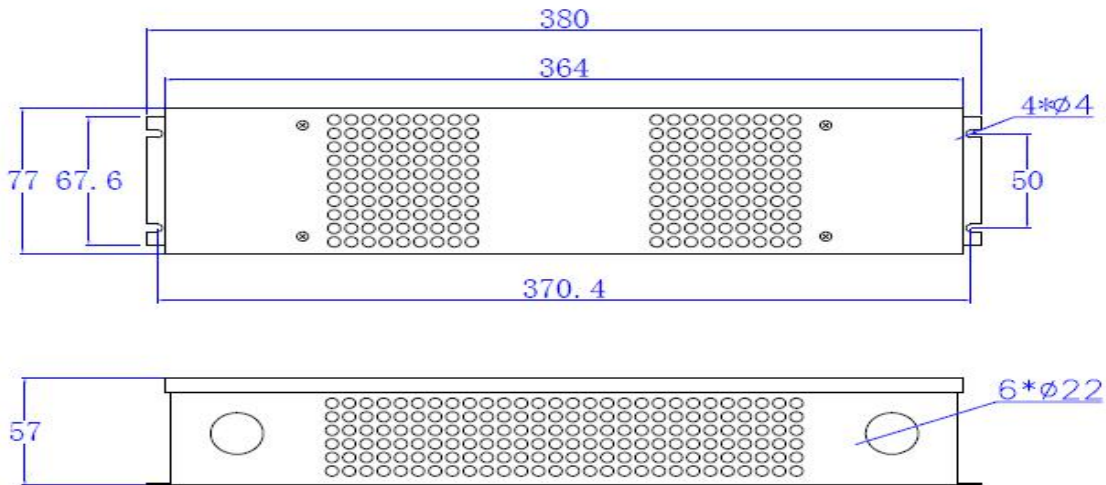


※ Input black(L) and white(N) wires to be connected to AC power, Green wire to be connected ground; output red and black wires to be connected to led lighting.

■ Real picture & Mechanical Specification of 200W Phase/Triac Dimmable Driver with junction box



Dimmable LED Constant Voltage Power Supply - 200W Series PWM Output



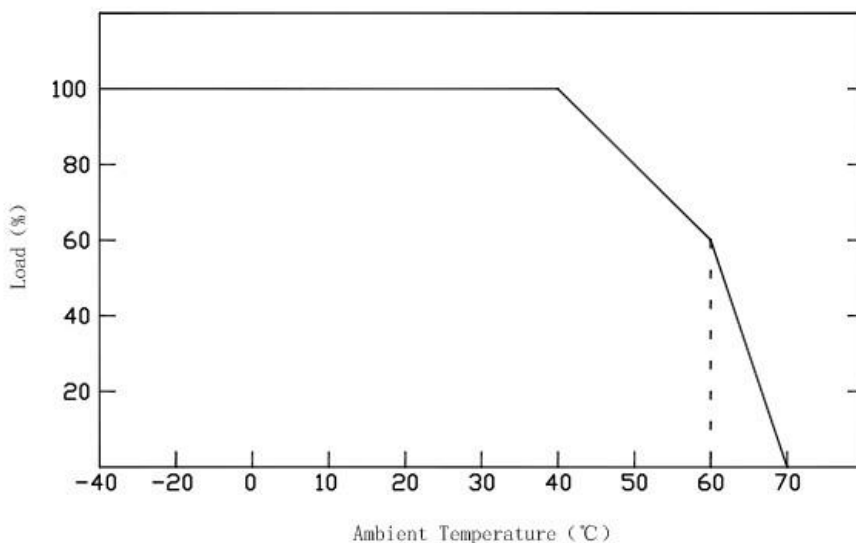
■Dimming Operation

- ※Output constant current level can be adjusted through input terminal of the AC phase line(L) by connection a phase/triac dimmer.
- ※Forward phase and Reverse phase, ELV, Triac Dimmers

■Warning

- ※Prevent to reverse polarity; Output polarity: RED "+"; BLACK "-"
- ※Risk of Electric Shock. When used outdoors, install only on a circuit protected by a Class A GFCI;
- ※Risk of Fire. Installation involves special wiring methods to run wiring through a building structure. Consult a qualified electrician;
- ※Risk of Electric Shock. Mount the unit at a height greater than 1 foot from the ground surface.

■Derating Curve



- ※To extend their life, please refer to the Derating Curve and derate according to the temperature.

Dimmable LED Constant Voltage Power Supply - 200W Series PWM Output

■ **Connecting Diagram**

